

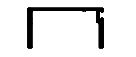












HERCULITE DOOR MATERIALS

SECTION NUMBER	SECTION DRAWING	DESCRIPTION	FT	MILL \$/PC	CLR-AN \$/PC	BRZ-AN \$/PC
CT5801		1/2" X 1" DOOR STOP	24'			
CT5802		DOOR STOP CLIP	24'			
CT0592		COC OFFSET ARM COVER	24'			
CT5806		COC HEADER (1-3/4" X 4-1/2")	24'			
CT5808		COC HEADER FILLER	24'			
CT5820		TRANSOM SILL (1/4" GALZING)	24'			
CT5821		TRANSOM SILL CAP (1/4" GALZING)	24'			
CT5813		HERCULITE SQUARE SHOE. 3-3/8"	15'			
CT5815		HERCULITE END CAP	15'			
CT5816		VERTICAL STILE FOR HERCULITE DOOR	24'			
CT1037		HERCULITE DOOR BASE	18'6"			
CT6194		HERCULITE DOOR LOCK ADJUSTOR - OUT	15'			
CT6195		HERCULITE DOOR LOCK ADJUSTOR - IN	15'			
CT6198		SQUARE BASE SHOE FOR GLASS RAILING	10'			

P.S. PRICE AND LENGTH ARE SUBJECT TO CHANGE WITHOUT PRIOR NOTIFICATION.