

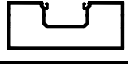
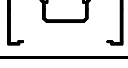



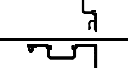
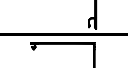
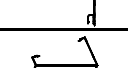



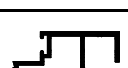
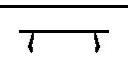

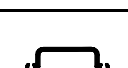



**CT-51 SERIES, 2" x 4-1/2" STOREFRONT MATERIALS, (1" GLASS)**

SECTION NUMBER	SECTION DRAWING	DESCRIPTION	FT	CLR-AN \$/PC	BRZ-AN \$/PC	PWD \$/PC
CT5101		DBLE PKCT, CL BCK W/ SCR SPL	24'			
CT5102		SILL, CL. BCK W/ SCR.SPL.	24'			
CT5103		SNGL PCKT, CL. BCK W/O SCR. SPL.	24'			
CT5104		SNGL PCKT, OP BCK W/O SCR SPL.	24'			
CT5105		SNGL PCKT, OP BCK W/ SCR SPL	24'			
CT5106		SILL, OP BCK W/ SCR SPL	24'			
CT5107		4.5" HIGHN BASE	24'			
CT5111		1/2 CORNER W 2 PCKT	24'			
CT5112		1/2 CORNER W 1 PCKT	24'			
CT5013		1/2 CORNER W/O PCKT	24'			
CT5014		135 DEG. CORNER MULLION	24'			
CT5121		OP BCK FILLER W PCKT	24'			
CT5022		OP BCK FILLER W/O PCKT	24'			
CT5123		SILL CAP	24'			
CT5124		SNAP-IN DR STOP W/WEATHER STRIP	24'			
CT5125		POCKET FILLER	24'			
CT5126		SILL SHEAR BLOCK	15'			
			1.5"			
CT5127		HEAD SHEAR BLOCK	15'			
			1.5"			

P.S. PRICE AND LENGTH ARE SUBJECT TO CHANGE WITHOUT PRIOR NOTIFICATION.