



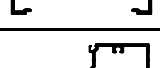

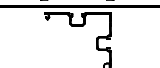
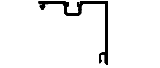
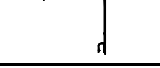
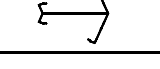

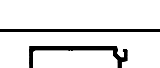
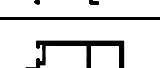







CT-50 SERIES, 1-3/4" x 4-1/2" STOREFRONT MATERIALS, (1/4" GLASS)

SECTION NUMBER	SECTION DRAWING	DESCRIPTION	FT	CLR-AN \$/PC	BRZ-AN \$/PC	PWD \$/PC
CT5001		DBLE PCKT, CL BCK W/O SCR SPL	24'			
CT5002		CL. BACK W/ SCR.SPL.	24'			
CT5003		SNGL PCKT, CL BCK W/O SCR SPL	24'			
CT5004		SNGL PCKT, OP BCK W/O SCR SPL	24'			
CT5005		SNGL PCKT, OP BCK W/ SCR SPL	24'			
CT5006		OP BCK W/ SCR. SPL.	24'			
CT5007		4.5" HIGN BASE	24'			
CT5011		1/2 CORNER W. 2 PCKT	24'			
CT5012		1/2 CORNER W. 1 PCKT	24'			
CT5013		1/2 CORNER W/O PCKT	24'			
CT5014		135 DEGR.CORNER MULLION	24'			
CT5021		OP BACK FILLER W.PCKT	24'			
CT5022		OP BACK FILLER W/O PCKT	24'			
CT5023		SILL CAP	24'			
CT5024		SNAP-IN DR STOP W/WEATHR STRIP	24'			
CT5025		POCKET FILLER	24'			
CT5026		SILL SHEAR BLOCK	15'			
			1.5"			
CT5027		HEAD SHEAR BLOCK	15'			
			1.5"			

P.S. PRICE AND LENGTH ARE SUBJECT TO CHANGE WITHOUT PRIOR NOTIFICATION.